



recycler
mon
véhicule
.fr

Implementation guide for the sorting information

July 2025



Summary

* Regulation	01
* Who designed the sorting information system?	02
* Sorting information for the ELV sector and variants	03
* How to implement the sorting information?	10
→ Where to place it?	10
→ What dimensions?	11
→ Rules of use	12
→ Who should implement it?	12
→ When to implement the sorting information?	12
* Contacts	13



Regulation

What is the sorting information?

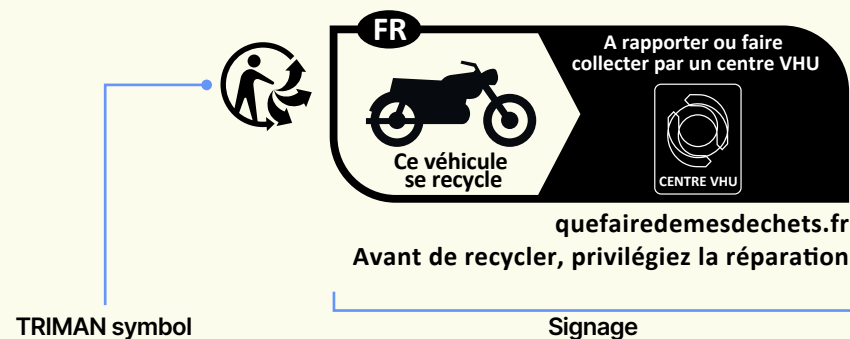
Consumer information signage system on sorting rules (known as 'info-tri' in France) is a measure provided for in Article 17 of the Law of 10 February 2020 on the fight against waste and the circular economy (AGEC Law).

Sorting information is signage that helps everyone to better sort their everyday products, used appliances, clothes and even their vehicles, thanks to clear instructions on who to give them to.

Introduced in 2015, the sorting information is now mandatory on packaging and recyclable or reusable products such as private vehicles (cars, two- or three-wheelers, vans and cars that do not require a licence).

What does it consist of?

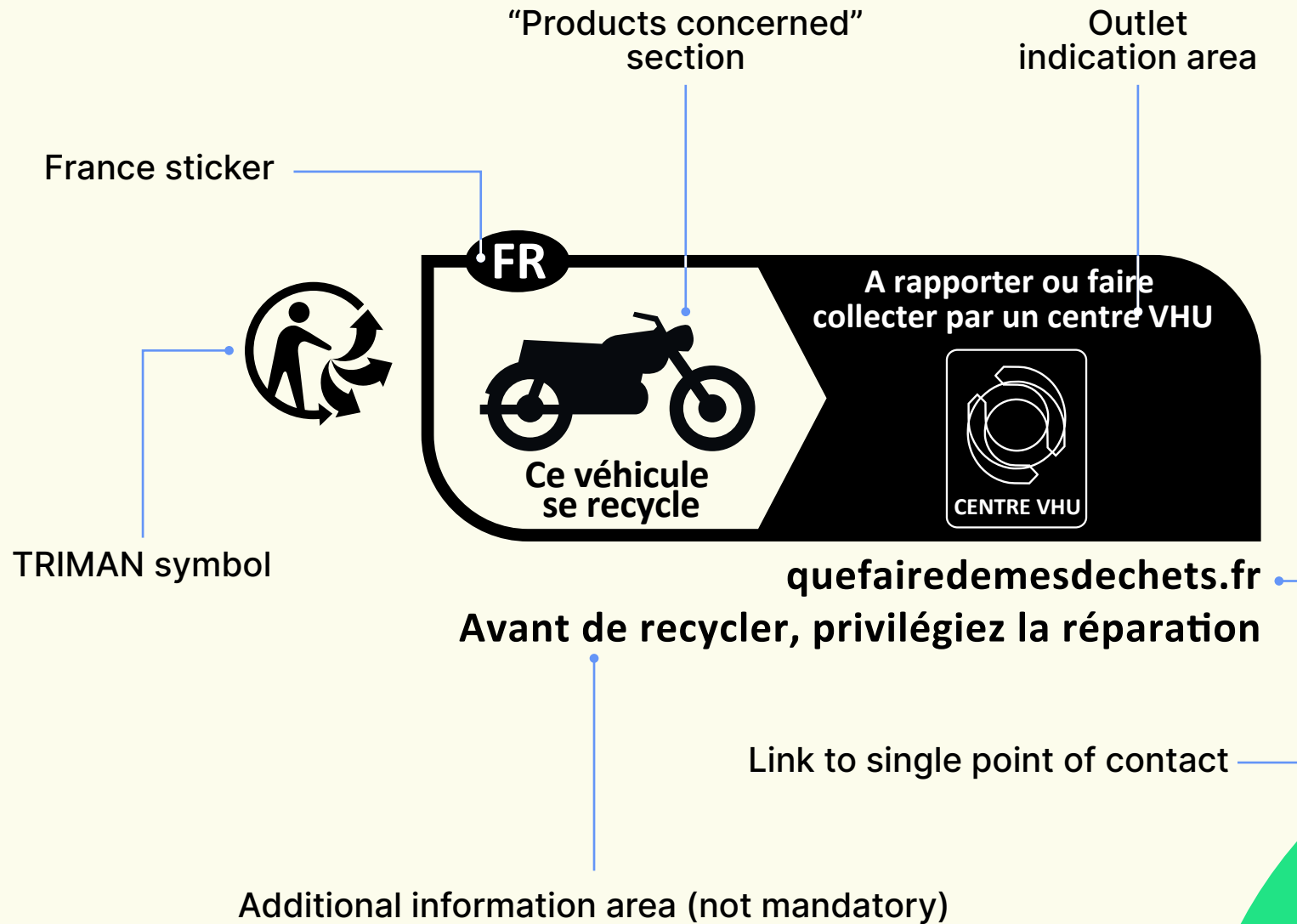
The sorting information consists of the Triman symbol and a signage system (in French below)



Who designed the sorting information?



- The Producer Responsibility Organisation “**Recycler Mon Véhicule**” has drawn up a proposal providing information on how to sort and deliver end-of-life vehicles. This proposal was presented to its Stakeholder Committee and then submitted to the administrative authority, which approved it on 24/06/2025.
- Several discussions have taken place with representatives of producers to anticipate any operational issues related to the application of the marking. In addition, the graphic principles are based on those proposed by the tyre industry on the one hand and the approved individual systems of the ELV industry on the other, to ensure consistency between all EPR industries concerned by this information.
- As recommended by Article L 541-9-3 of the French Environmental Code, “all of these labels are grouped together in digital form and are available online to facilitate their assimilation and explain their terms and meaning”. The sorting information is available on the website recyclermonvehicule.fr





“When your vehicle is no longer in use, it must not be abandoned. It must be recycled by a government-approved facility. Bring it in or have it collected free of charge by an ELV centre.”

The message

“standard – 1 outlet”

Although consumers can contact the Producer Responsibility Organisation **“Recycler Mon Véhicule”** directly to have their vehicle taken back free of charge, or in some cases return it to a repair shop approved by the brand or a brand sales outlet, the vehicle will ultimately be taken back to an ELV centre under contract with the eco-organisation or an individual system.



Recycle My Vehicle recommends the pictogram version, as this format is most used for other EPR streams.

Written option or pictogram

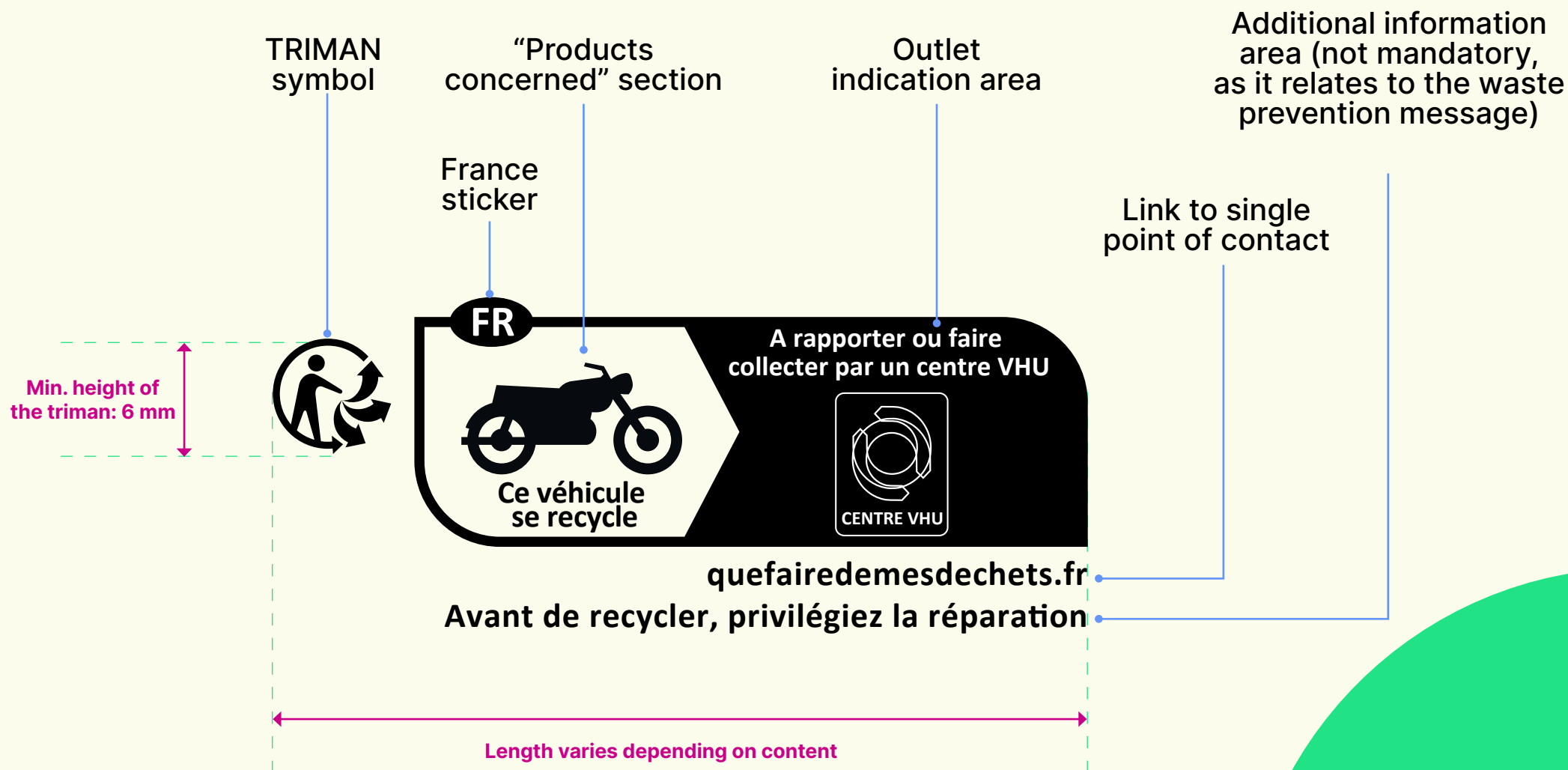


Pictogram version preferred for consistency with sorting information for other sectors

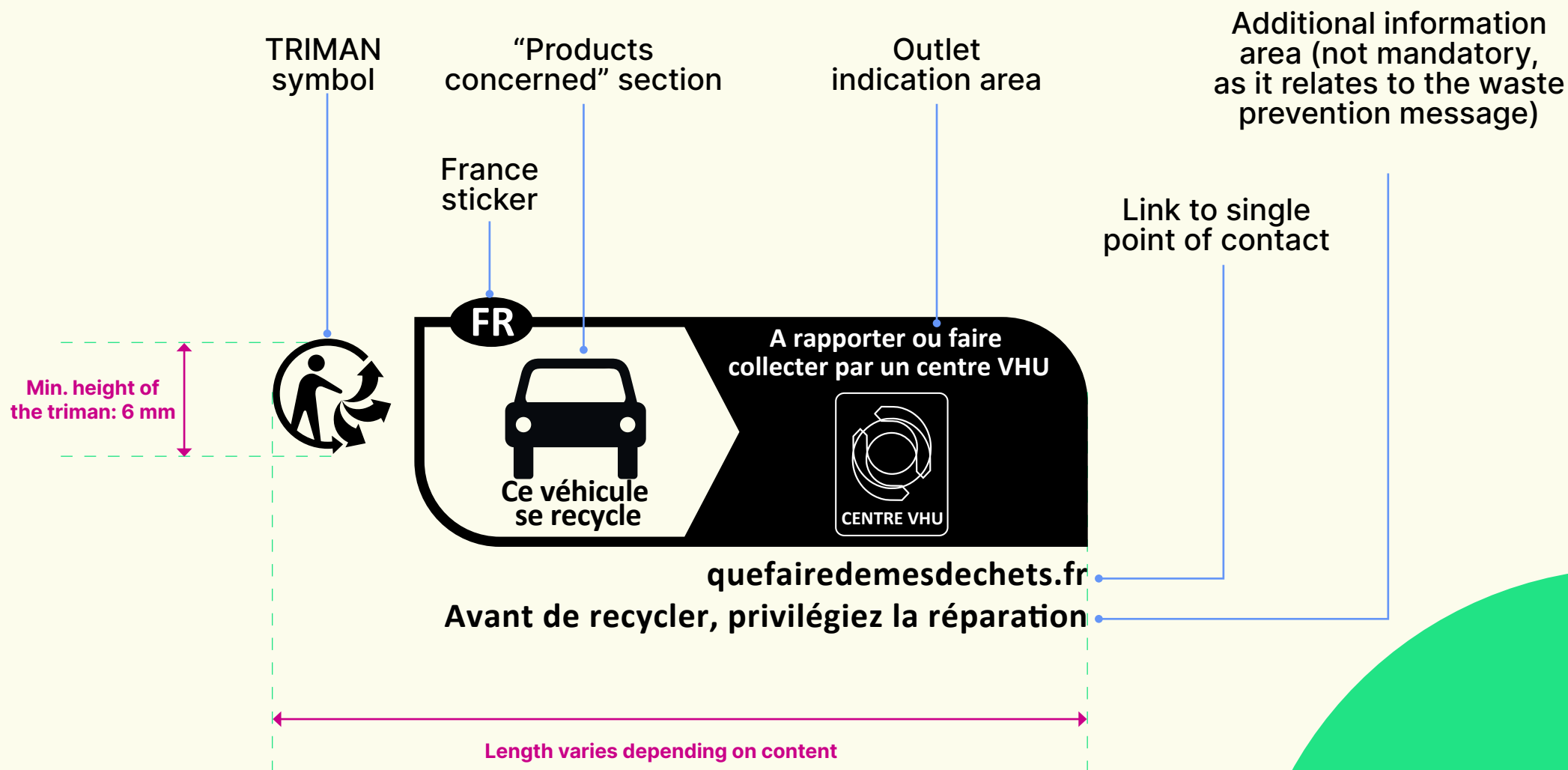


Written version that can be used if the producer prefers to explain the sorting instructions in more detail.

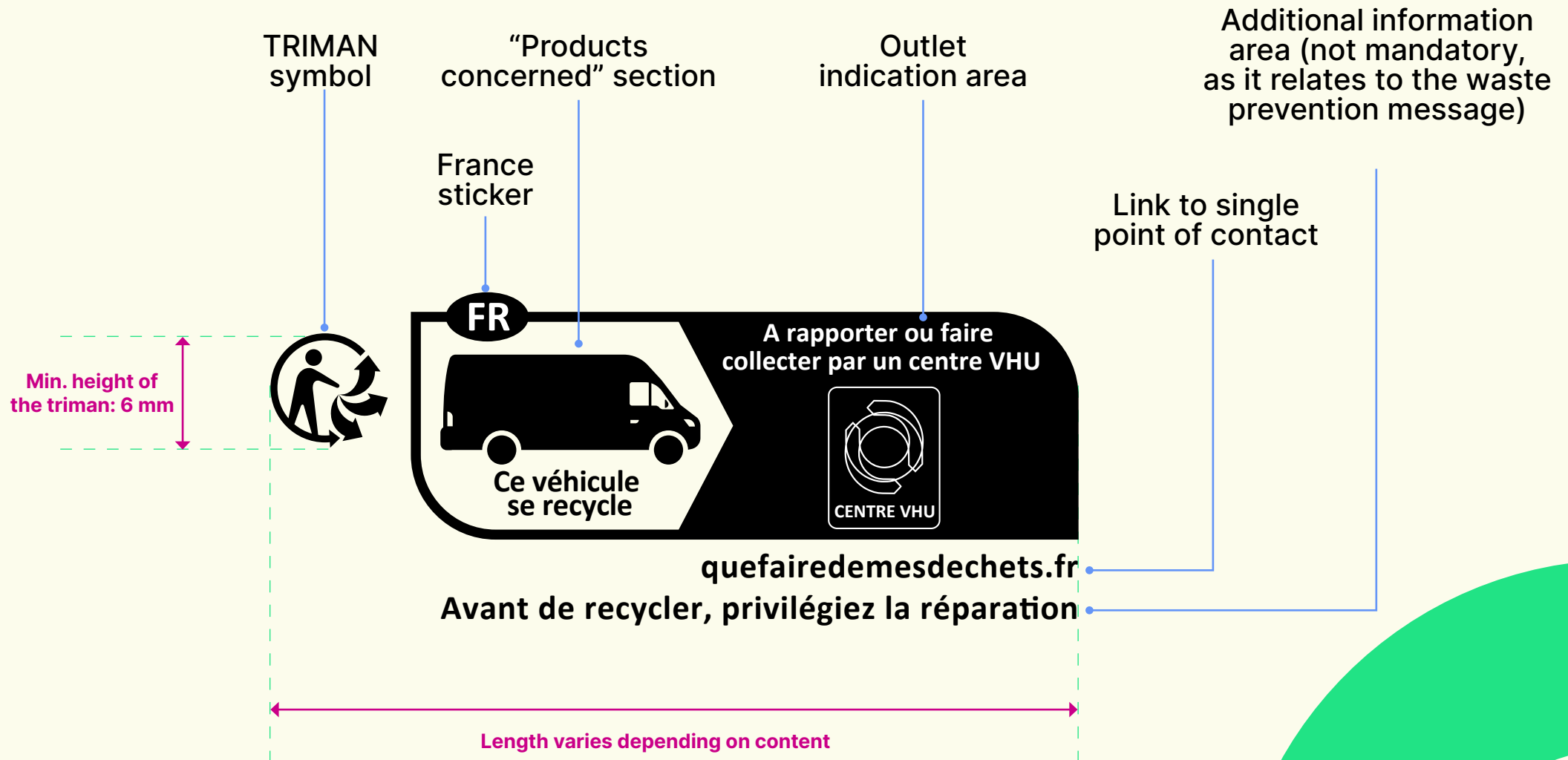
Motorcycle pictogram option



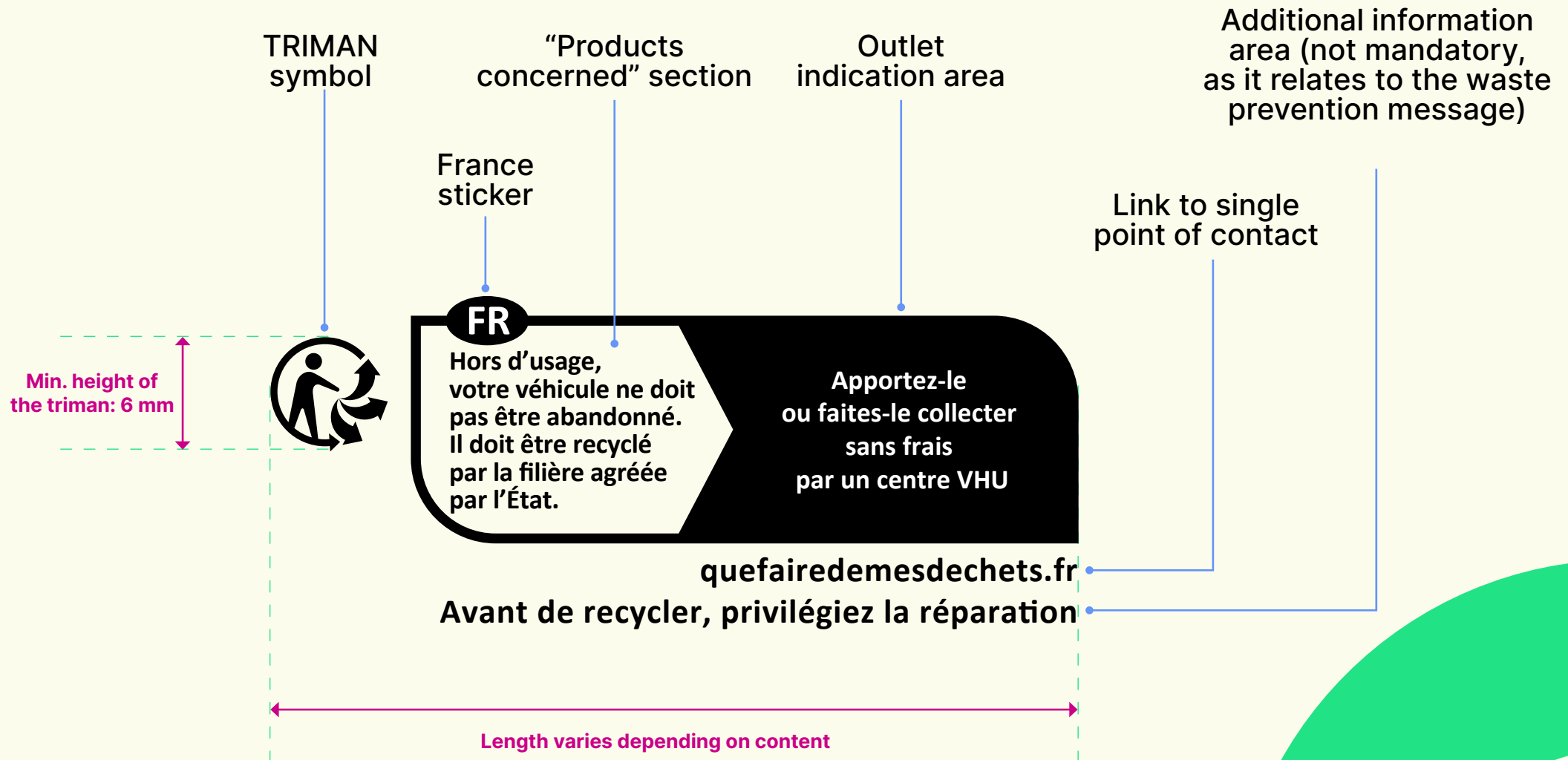
Car pictogram option



Van pictogram option



Drafted option



How to implement the sorting information?



Where to place it?

A vehicle is a special product that is sold without packaging on which information could be affixed specifying the methods for sorting or disposing of waste.

Furthermore, it is not possible to imagine affixing the sorting information to the vehicle itself, given its conditions of use.

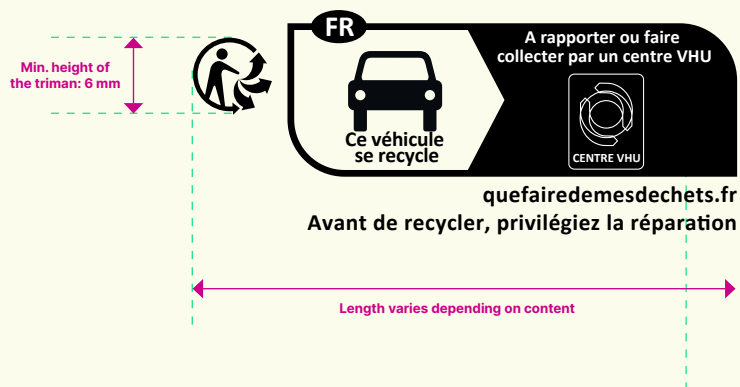
It was therefore agreed that the sorting information would appear in the vehicle user manual (digital or paper). This is the only documentation that is systematically given to consumers when they purchase a new vehicle.

It is recommended to include sorting information in the vehicle's user manual

How to implement the sorting information?

What dimensions?

The triman symbol must have a minimum height of 6 mm. In addition, the ADEME (GFrench environmental agency) recommends minimum sizes for the infotri symbol in the original charter for the use of sorting signage: 10 mm in the standard version.



Recyclage

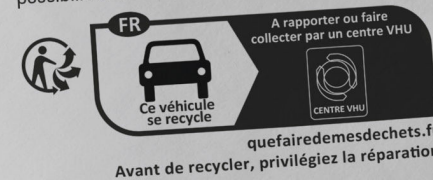
Recyclage

S'applique à : A

i Information

La présente description vient en complément des contenus correspondants de la section « Recyclage » du manuel d'utilisation de votre véhicule sous forme imprimée.

Conformément au décret Français n° 2021-835, le logo Triman doit être apposé à côté de l'info-tri et fourni aux consommateurs afin d'assurer une meilleure compréhension du tri et recyclage des déchets. Veuillez trouver une description des logos ci-dessous : 1. Logo Triman ou poubelle à roulettes barrée 2. Code du pays 3. Image ou description du produit 4. Instructions pour le recyclage ou le tri 5. Informations complémentaires sur les points de collecte et les possibilités de réparation



DEEE et batteries domestiques

Les appareils électroniques et électriques ainsi que les batteries sont recyclables et peuvent être déposés en magasin ou en déchèterie. Veuillez cliquer sur le lien pour plus d'informations.

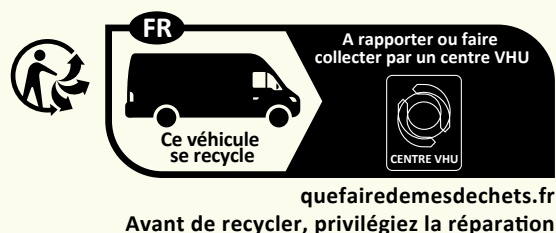


How to implement the sorting information?



Rules of use

- The Triman symbol and the signage specifying the sorting methods must be displayed together.
- The sorting information must only be used in its black and white version.
- It is prohibited to change the content or visuals, modify the proportions, change the typography or symbol of the vehicle and outlets.
- The mention of the website “quefairedemesdechets.fr” is mandatory.
- The mention “before recycling, consider repairing your vehicle” is optional.
- The website “quefairedemesdechets.fr” must be mentioned
- The statement “before recycling, consider repairing your vehicle” is optional



Who should implement it?

The French Environmental Code specifies that the sorting information is intended to inform consumers that the product they have purchased is subject to sorting rules. Producers and distributors of vehicles on the national market (manufacturers, importers) must include sorting information in the vehicle user manual, regardless of whether the product is manufactured in France or abroad and imported into France.


When should it be implemented?

Article R. 541-12-18 of the Environmental Code stipulates that signage and information specifying sorting methods must be applied to products subject to EPR no later than 12 months after the date of validation of the Triman and the information specifying the sorting methods.

The sorting information for the ELV EPR stream was validated on 24/06/2025 by the administrative authority. It must therefore be included in vehicle user manuals before 24 June 2026.

What about second-hand products?

The placing on the market referred to in Article L541-10 corresponds to the first placing on the market. Thus, the sale of a used vehicle is not subject to the obligation to affix the sorting information.



**recycler
mon
vehicule
.fr**

CONTACTS

8 rue Germain Soufflot
78180 Montigny-le-Bretonneux
secretariat@recyclermonvehicule.fr